



**Player Guide to setting up multiple MySquash accounts  
with the same email address**

**February 2024**

**Contents**

- |   |          |
|---|----------|
| <b>1. Using the Welcome Email</b>   | <b>2</b> |
| <b>2. Add new players to an email address with an existing MySquash profile</b> | <b>9</b> |

## 1. Using the Welcome Email

- All players with an iSquash profile as a current club member should have received a MySquash welcome email, if their email address is correct in iSquash.
  - If you still haven't received the email, send your first name, last name, DOB and correct email address to [support@squashnz.co.nz](mailto:support@squashnz.co.nz). Squash NZ will update your account and resend you the welcome email.
  - A welcome email for each individual player should have been received to the email address recorded
- 
- Open the email for the first player and click on 'Set up account'

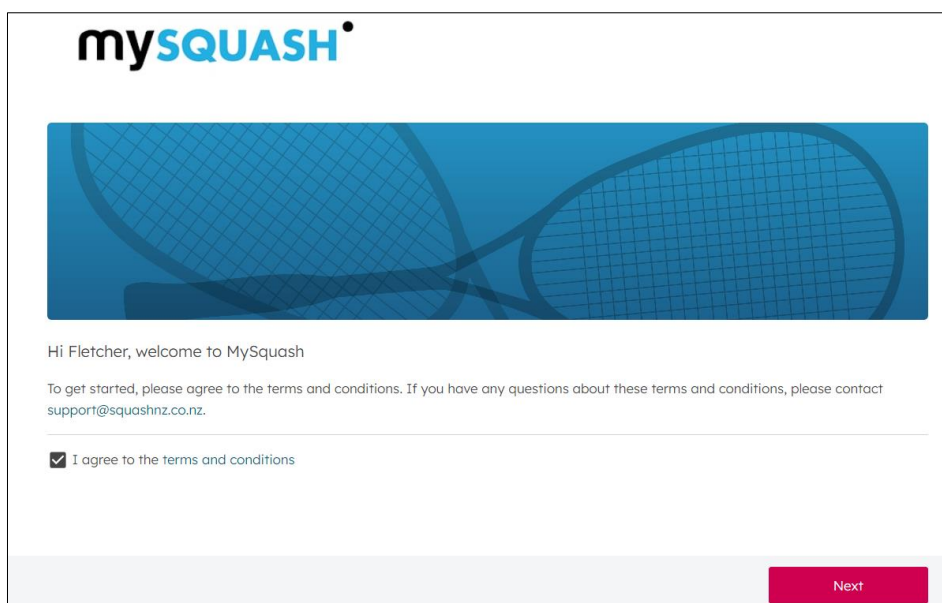
As a current squash player in New Zealand, a MySquash account has been set up for you.

Please note that for the 2024 season, graded players will still require their iSquash profile to view and enter tournaments, and view interclub draws and results.

To get started, please set up your account by clicking on the link below:


Set up account

- Tick the 'I agree to the terms and conditions' box
- Click 'Next'




The screenshot shows the MySquash welcome email interface. At the top left is the 'mySQUASH' logo. Below it is a blue banner with a grid pattern and a squash racket. The main text reads: 'Hi Fletcher, welcome to MySquash'. Below this is a paragraph: 'To get started, please agree to the terms and conditions. If you have any questions about these terms and conditions, please contact support@squashnz.co.nz.' There is a horizontal line below the paragraph, followed by a checked checkbox and the text 'I agree to the terms and conditions'. At the bottom right, there is a red button labeled 'Next'.


- Click on 'Sign up with Email'



- Enter your email address that you received the welcome email from
- Click 'Continue'




- Create a new password for your account and type it into the box
- Click 'Sign up'



**mySQUASH**

Sign up to MySquash

Create password for **john+familytest@squashnz.co.nz**

Create password 

**Sign up**

[Back to sign up options](#)

- Complete your details in all the fields
  - Ethnicity is the ethnic group you feel you most closely identify with
- Select if you wish to be shown in the directory, which can allow other players to contact you. This is great if you're looking for more players to play against. You can select whether to have your email, phone, or both available in the directory in the 'Profile' page once you've completed the registration
- Click 'Save'

## Sign up to MySquash

To complete your registration with us, please confirm your details.

First name

Theo

Last name

John

Email

john+familytest@squashnz.co.nz

Phone

021123456

Date of birth

01 / 05 / 2014

Gender

Male

Address

60 Durham Street, Tauranga, New Zealand

### ADDITIONAL INFORMATION


Ethnicity

European

Occupation (optional)

Region

Bay of Plenty

Allow other members to find me in the directory 

I consent to the processing of this information in the manner and for the purposes set out in the [Frello Privacy policy](#)

Save

- Click 'Go to dashboard'



Thanks for confirming your details


YOU CAN NOW START USING YOUR ACCOUNT.

Go to dashboard

- Open the welcome email for the second player and click on 'set up account'
- You'll notice in the top right it will display the email address that you are signing all players up with
- Tick the 'I agree to the terms and conditions' box
- Click 'Next'

**mysQUASH**

john+familytest@squashnz.co.nz  
Not you? Sign in with a different account



Hi Fletcher, welcome to MySquash

To get started, please agree to the terms and conditions. If you have any questions about these terms and conditions, please contact support@squashnz.co.nz.

I agree to the terms and conditions

Next

- Complete the details of the player you are setting up the account for in all the fields
- Click 'Save'

## Sign up to MySquash

To complete your registration with us, please confirm your details.

First name

Fletcher

Last name

John

Email

john+familytest@squashnz.co.nz

Phone

021123456

Date of birth

01 / 01 / 1990

Gender

Male

Address

60 Durham Street, Tauranga, New Zealand

### ADDITIONAL INFORMATION


Ethnicity

European

Occupation (optional)

Region

Bay of Plenty

Allow other members to find me in the directory 

I consent to the processing of this information in the manner and for the purposes set out in the [Frello Privacy policy](#)

Save

- You will be taken to the MySquash home page
- To switch between the profile of different players, click on the circle in the top right corner. A menu will display listing the different profiles connected to the same email address

As tournaments and interclub begin for the season, please be aware there may be some large adjustments to your level from new results being inputted initially, as the system calibrates players both up and down to the correct level based on current form. This will largely be noticed by players with no match history from the last 5-6 months.

# mysQUASH

## Welcome to MySquash

Taking the Squash experience to the next level with our mobile-friendly, new digital engagement tool for competitive and casual players, administrators, officials, coaches and supporters.

If your club is using Frello club management, access your club profile by clicking on your avatar on the top right and selecting your club.

To enter tournaments, view draws and view interclub head to iSquash

Grading List

Profile

Directory

MySquash Resources

**FJ** Fletcher John  
MySquash  
\$0.00 account credit


**TJ** Theo John  
MySquash

- My profile
- Account
- Sign out



## 2. Adding new players to an email address with an existing MySquash profile

- Go to [www.squashnz.co.nz](http://www.squashnz.co.nz), click on the MySquash button on the home page, and click on the New Player – Sign Up Here link



- Tick the 'I agree to the terms and conditions' box
- Click 'Next'

mySQUASH<sup>®</sup>

john+familytest@squashnz.co.nz  
Not you? Sign in with a different account

Sign up to MySquash

Thank you for your interest in signing up to Squash New Zealand Poipātū Aotearoa's MySquash! These steps will guide you through the sign up process.

I agree to the terms and conditions

Next

- If you were not already logged into MySquash, you will be asked to sign in. Do this using your email address for new profiles to be linked to the same email
- You will see a list of other profiles already created using the same email address
- To add another profile, click on 'Create new member profile'

Sign up to MySquash

Add profiles here to register them. Once you've added everyone, proceed to the next step to pay any relevant fees and confirmation.

Profiles

	Fletcher John	ALREADY REGISTERED
	Casual membership	
	Theo John	ALREADY REGISTERED
	Casual membership	

+ Create new member profile

Next

- Add the profile information for the new player
- Click 'Save'

1. Add Details

**Add profile information**

First name: Dominique  
Last name: John

Email: john+familytest@squashnz.co.nz  
Phone: 01234567

Date of birth: 07 / 07 / 1992  
Gender: Female

Address: 60 Durham Street, Tauranga, New Zealand

**ADDITIONAL INFORMATION**

Ethnicity: European  
Occupation (optional):

Cancel Save

- Once you've added all the profiles you wish to create, click 'Next'

Sign up to MySquash

Add profiles here to register them. Once you've added everyone, proceed to the next step to pay any relevant fees and confirmation.

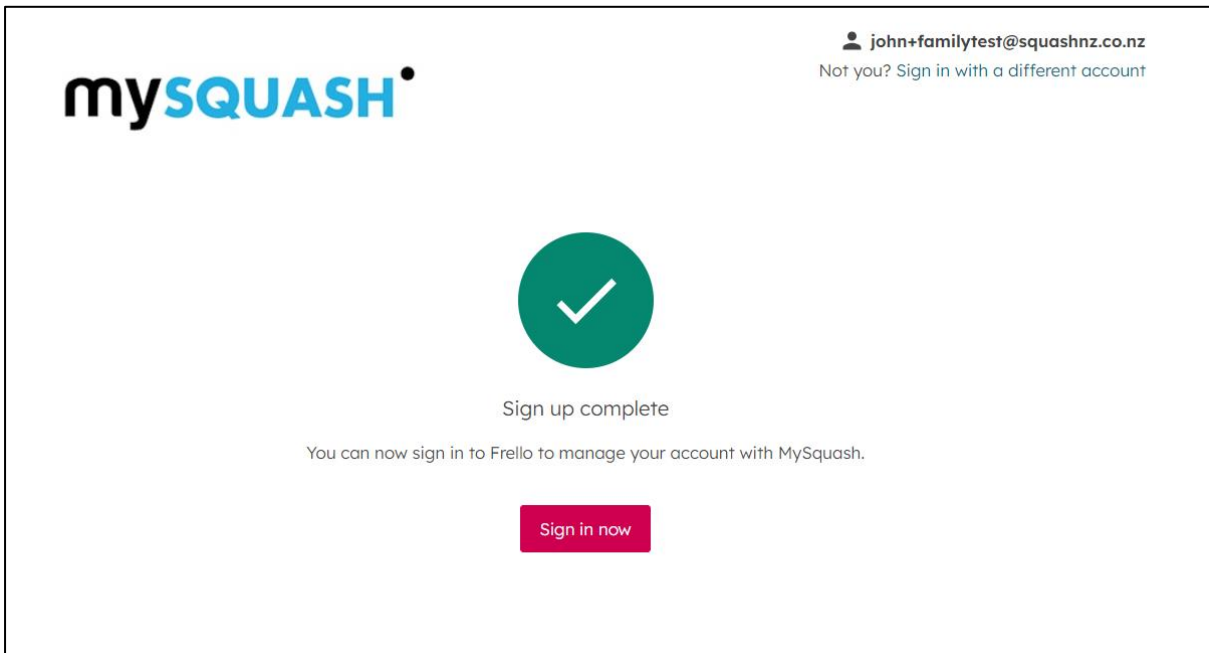
Profiles

- FJ Fletcher John **ALREADY REGISTERED**  
Casual membership
- TJ Theo John **ALREADY REGISTERED**  
Casual membership
- DJ Dominique John **JUST ADDED**  
Casual membership | Edit | Remove

+ Add another member profile

Next

- Click on 'Sign in now'



- You will be taken to your MySquash home page, and you can click on the circle in the top right corner to see the new profile added
- Click on another profile to switch to that player

