



Player Guide to set up a MySquash account via welcome email January 2024

Receiving the welcome email

- All players with an iSquash profile as a current club member will receive a MySquash welcome email, if their email address is correct in iSquash.
- Check your junk/spam folder if it doesn't show in your inbox after 31 January
- If you still haven't received the email, send your first name, last name, DOB and correct email address to support@squashnz.co.nz. Squash NZ will update your account and resend you the welcome email.

Setting up your account

- Open the email and click on 'Set up account'

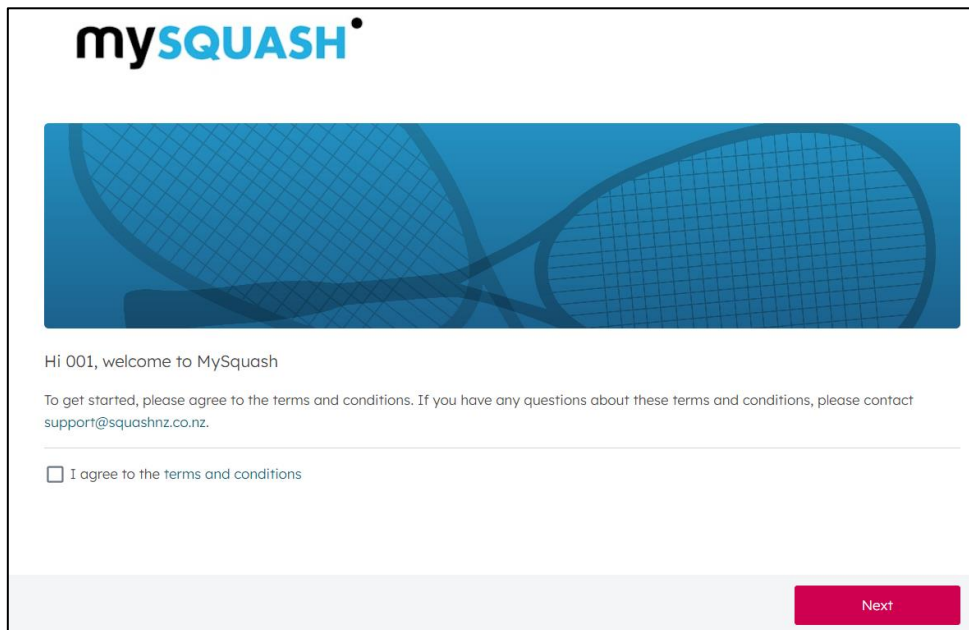
As a current squash player in New Zealand, a MySquash account has been set up for you.

Please note that for the 2024 season, graded players will still require their iSquash profile to view and enter tournaments, and view interclub draws and results.

To get started, please set up your account by clicking on the link below:

Set up account

- Tick the 'I agree to the terms and conditions' box
- Click 'Next'



mySQUASH


Hi 001, welcome to MySquash

To get started, please agree to the terms and conditions. If you have any questions about these terms and conditions, please contact support@squashnz.co.nz.

I agree to the terms and conditions


Next


- Click on 'Sign up with Email'




mySQUASH

Sign up to MySquash

 Sign up with Google


 Sign up with Facebook

 Sign up with Email


Already have an account? [Sign in](#)

By signing up you agree to the Frello
Terms of service and Privacy policy


- Enter your email address that you received the welcome email from
- Click 'Continue'



- Create a new password for your account and type it into the box
- Click 'Sign Up'



- Complete your details in all the fields
 - Ethnicity is the ethnic group you feel you most closely identify with
- Select if you wish to be shown in the directory, which can allow other players to contact you. This is great if you're looking for more players to play against. You can select whether to have your email, phone, or both available in the directory in the 'Profile' page once you've completed the registration
- Click 'Save'



Sign up to MySquash

To complete your registration with us, please confirm your details.

First name <input type="text" value="Fletcher"/>	Last name <input type="text" value="John"/>
Email <input type="text" value="fletcher@email.com"/>	Phone <input type="text" value="021 111111"/>
Date of birth <input type="text" value="10 / 01 / 2001"/>	Gender <input style="border: none; border-bottom: 1px solid #ccc;" type="text" value="Male"/>

Address

ADDITIONAL INFORMATION

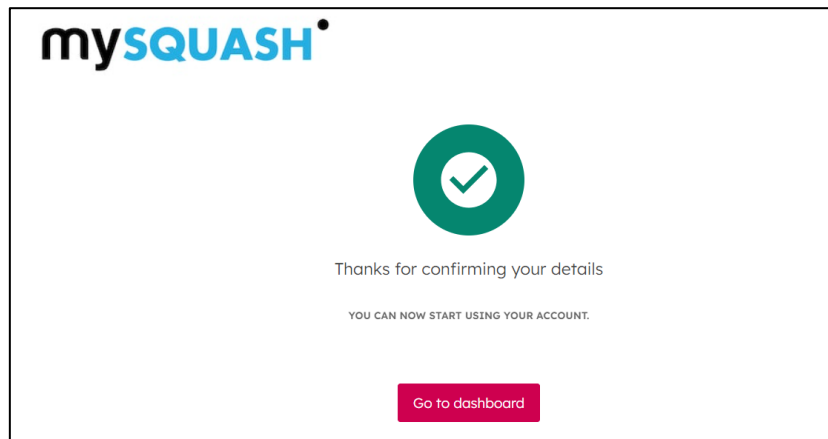
Ethnicity

Region


Allow other members to find me in the directory ?

I consent to the processing of this information in the manner and for the purposes set out in the [Frello Privacy policy](#)

- Click 'Go to dashboard'



- Congratulations, you now have a MySquash account!



- You will also receive an email to notify you that your account is ready to use. Save this to access MySquash simply by clicking on the 'Sign in now' button

